



9 Jockey Lane, Chippenham, SN15 2EZ

Offers Over £425,000

*****VILLAGE LOCATION*** ***THREE DOUBLE BEDROOMS*** ***PARKING***. Located in the sought after village of Bromham within easy commute of Chippenham with Main Line Railway serving London Paddington, a well presented modern three double bedroom semi detached home. To the rear of the property there is an enclosed garden with lawn and covered area. There is a car port providing private parking. Further benefits include under floor heating to the ground floor and double glazing. The Village itself offers a local Primary School, two public houses, butchers shop, farm shop and post office.**

Entrance Hallway

Front door leads into hallway, stair case to first floor, under stairs cupboard.

Cloakroom

Double glazed window, W.C, hand basin, under floor heating.

Living Room



Double glazed bay window to the front, under floor heating.



Modern Kitchen / Diner



Double glazed window to rear, Quartz work tops with a range of cupboards and drawers, inset sink

unit, inset gas hob with cooker hood, fitted electric oven, integrated fridge/freezer and dishwasher, under floor heating, double glazed French doors to garden.





Utility Room



Quartz work tops with cupboard under, inset stainless steel sink unit, plumbing and space for washing machine, space for tumble dryer, wall mounted gas boiler, door to driveway.

Landing

Double glazed window, access to loft, over stairs cupboard, radiator.


Bedroom One



Double glazed window, radiator.



En Suite



Double glazed window, walk in shower cubicle, hand basin, W.C, under floor heating, heated towel rail.

Bedroom Two



Double glazed window, radiator.



Bedroom Three



Double glazed window, radiator.

Modern Bathroom



Double glazed window, bath with over bath shower, hand basin, W.C, underfloor heating, heated towel rail.

Outside



To the rear of the property there is lawn and patio, gated side access, covered decked area.

Parking

Car Port with lockable shed to the rear, there is also visitor parking available..

Tenure

GOV.UK advise Freehold.

Council Tax Band

GOV.UK advise Band D.

Floor Plan

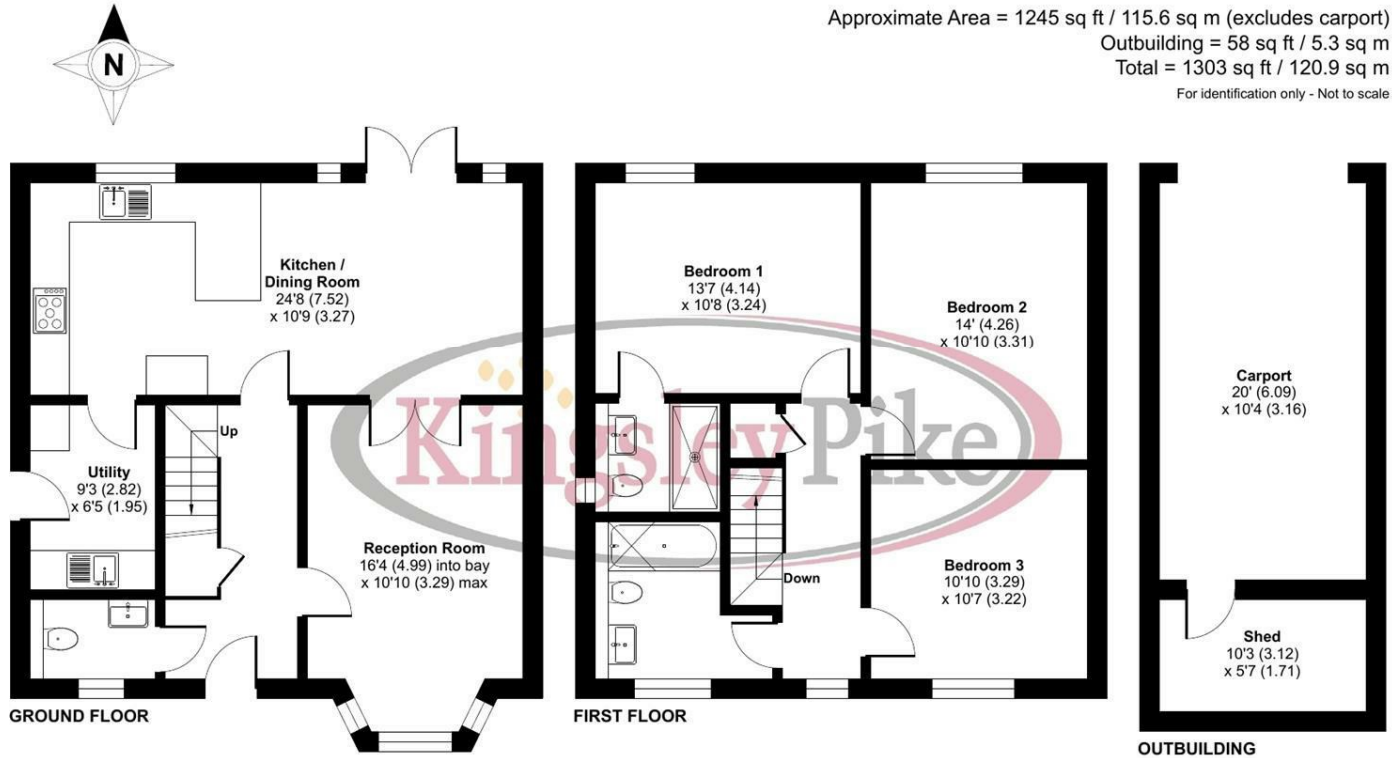
Jockey Lane, Bromham, Chippenham, SN15

Approximate Area = 1245 sq ft / 115.6 sq m (excludes carport)

Outbuilding = 58 sq ft / 5.3 sq m

Total = 1303 sq ft / 120.9 sq m

For identification only - Not to scale

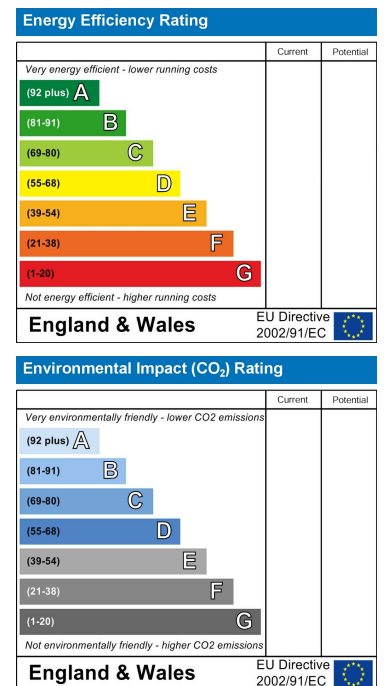


Floor plan produced in accordance with RICS Property Measurement 2nd Edition, incorporating International Property Measurement Standards (IPMS2 Residential). © nichecom 2026. Produced for Kingsley Pike. REF: 1487903

Area Map



Energy Efficiency Graph



These particulars, whilst believed to be accurate are set out as a general outline only for guidance and do not constitute any part of an offer or contract. Intending purchasers should not rely on them as statements of representation of fact, but must satisfy themselves by inspection or otherwise as to their accuracy. No person in this firm's employment has the authority to make or give any representation or warranty in respect of the property.